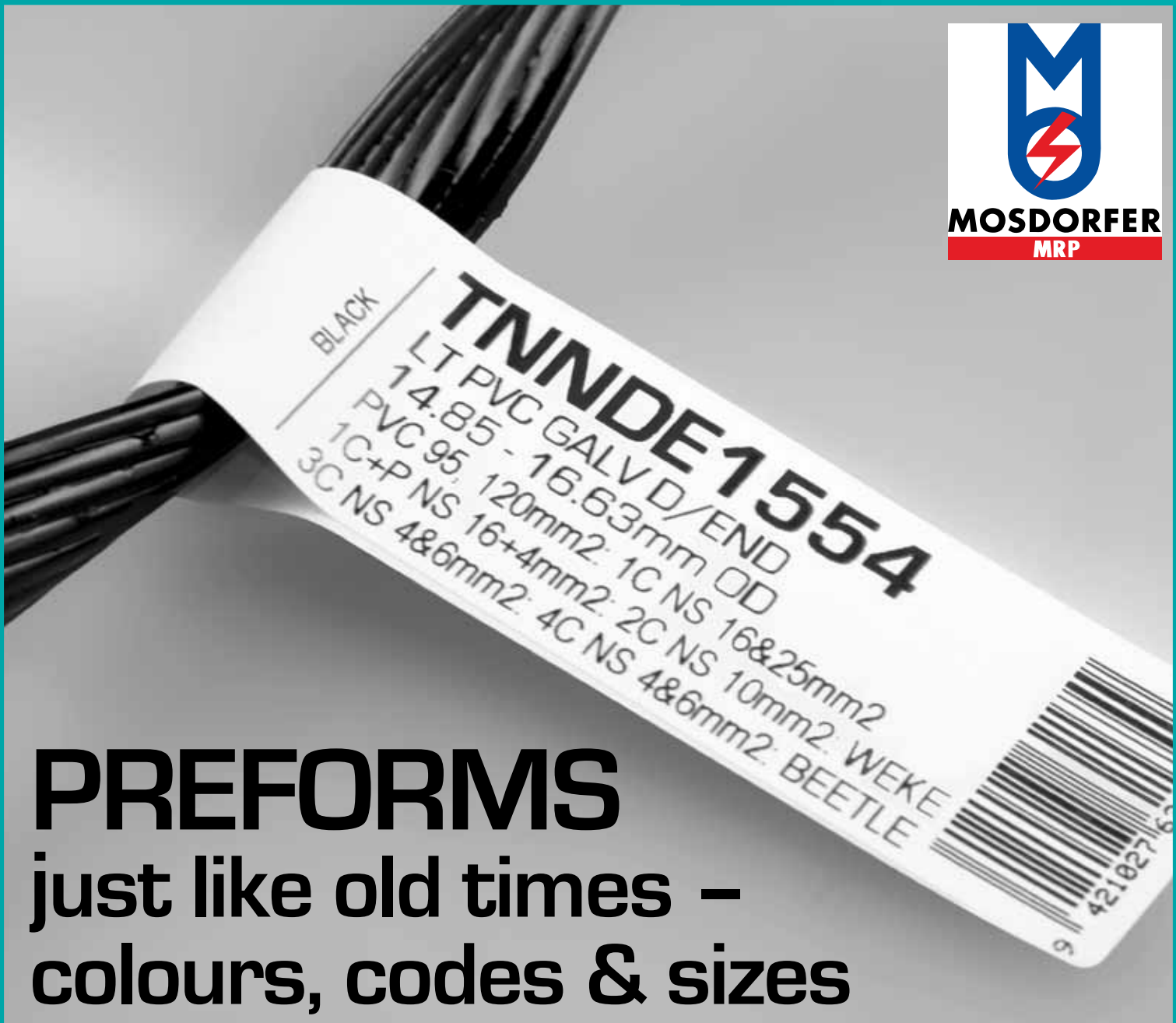


TRANSNET

HV JUICE



January | February 2012



BLACK
TNNDE1554
LT PVC GALV D/END
14.85 - 16.63mm OD
PVC 95, 120mm2: 1C NS 16&25mm2
1C+P NS 16+4mm2: 2C NS 10mm2: WEKE
3C NS 4&6mm2: 4C NS 4&6mm2: BEETLE



PREFORMS

just like old times –
colours, codes & sizes

TERT Testing – the most severe insulation material test



Raychem



www.transnet.co.nz

Raychem Repair Joints



RAYCHEM MV REPAIR JOINTS FOR 12 & 24KV

Raychem MXSU-xxxx-L repair joints for 12 & 24kV, single and three core polymeric (XLPE) cables offer a solution for those instances where cable damage is centralised.

There are 4 kits available for 3-Core 12kV and 24kV applications, covering conductor ranges from 25 – 400mm², and 5 kits available for 1-Core 12kV and 24kV covering a conductor range of 25 – 500mm². (see selection tables)

This range offers a cable repair joint with a 440mm long mechanical connector to repair the cable. The extra length of the connector fills the void created where the cable is damaged. The joint design enables the jointer to install a single joint. This in turn saves on extra excavation costs, installation time, and resources.



This joint is designed to replace the section of damaged cable without having to add in a short length of new cable. Repairing cable faults or cable damage is a costly and time consuming exercise. It is common practice to repair a cable that has been damaged by installing a new section of cable, installing two joints – one at each end of the fault, and generally two jointing crews who require a large joint pit to carry out such repairs.

Shearbolt technology used in these Raychem kits simplifies the repair process. There is no need for a bulky hydraulic crimp press or a torque wrench. The bolts in these connectors are manufactured in such a way that they reach the required connection torque and the head simply snaps off leaving a completed connection. Tinned Copper braid (50mm²) and shield connectors are supplied in each kit to reinstate and connect the copper wire screens of the joint.



Raychem repair joints are ideal for puncture damage

These kits are designed for use on polymeric insulated cables, for stranded circular conductors and wire shielding. The application ranges for both Aluminium and Copper conductors are outlined in the tables;

For pricing or further product information please contact the TransNet technical team on **0800 RAYCHEM** (0800 729 243)

3-CORE APPLICATION 12kV

CAT NO.	RANGE (mm ²)
MXSU-3311-L	25-95
MXSU-3331-L	95-240
MXSU-3332-L	150-300
MXSU-3341-L	185-400

3-CORE APPLICATION 24kV

CAT NO.	RANGE (mm ²)
MXSU-5311-L	25-95
MXSU-5331-L	95-240
MXSU-5332-L	150-300
MXSU-5341-L	240-400

1-CORE APPLICATION 12kV

CAT NO.	RANGE (mm ²)
MXSU-3111-L	25-95
MXSU-3131-L	95-240
MXSU-3132-L	150-300
MXSU-3141-L	240-400
MXSU-3151-L	500

1-CORE APPLICATION 24kV

CAT NO.	RANGE (mm ²)
MXSU-5111-L	25-95
MXSU-5131-L	95-240
MXSU-5132-L	150-300
MXSU-5141-L	240-400
MXSU-5151-L	500



Raychem

Ph 0800 442 182
+64 9 274 3340
sales@transnet.co.nz



www.transnet.co.nz

RDSS – The Ultimate Duct Sealing System


Raychem's RDSS system is an inflatable duct sealing system created especially for sealing power cables in ducts. It is also suitable for communications cables.

INSTALLATION IS FAST & EASY

1. Wrap the bag around the cable and ensure it is well seated in the duct before inflating.
2. Connect the inflation tool to the valve on the RDSS bag and inflate to ensure a watertight seal.
3. The duct is NOW water tight

- The Raylate duct sealing system can be installed under water, creating a full water blocking seal.
- This system can seal ducts with no cables, a single cable or even multiple cables**
- Lifespan calculations indicate that a typical Raylate duct seal will withstand a 3m waterhead for 30yrs after installation.

** When 3 or more cables are to be sealed in a single duct a RDSS clip needs to be used in combination with the RDSS inflatable duct seal.



DOES YOUR CABLE COVER COMPLY?

AS/NZS 4702

DANGER ELECTRIC CABLES BELOW

IN ORDER TO COMPLY WITH AS/NZ4702, CABLE COVER MUST AMONG OTHER REQUIREMENTS;

- Be consistently strong throughout the body of the product.
- Show manufacturer, supplier and applicable standard on the top laminate.
- Pass a penetration test allowing no more than 50mm penetration.



TO ENSURE YOU GET THE RIGHT STUFF ASK FOR IT BY NAME - CCASNZ4702



'It's not about how thick it is – it's about how strong it is.'

Ph 0800 442 182
+64 9 274 3340
sales@transnet.co.nz



www.transnet.co.nz

TransNet Preformed Fittings – Just like old times only better!



- **Confused by the new colour scheme?** Not only is it confusing, it's a health and safety concern. We've brought back the standard colour scheme all of New Zealand was used to. This offers fast and simple identification of the right fitting.
- **Part Number doesn't mean anything anymore?** Our part numbers are good, clean descriptive part numbers, similar to what you're used to but better. Each preform is labelled clearly with conductor names and size ranges so you know exactly what conductor to use it on.
- **Don't need a box quantity?** There is no minimum order quantity when you purchase TransNet preformed fittings.
- **Need traceability?** Every individual preform in each box is barcoded.
- **Found the conductor range of each preform is different now?** We've brought back the old conductor size ranges and they're on every label as well as the box.
- **Labels not lasting the distance?** The labels on our preforms have a durable water resistant coating to make them stay there until you're ready for them to come off. The boxes are lightly coated with a waterproofing agent too.
- **Labels make no sense?** Ours have a user friendly descriptive labelling solution, giving you all the information you need and nothing you don't. We show information like conductor names, conductor OD size range and preform colour.
- **Want your part numbers instead of ours?** We can do that too, if you have stock codes your field staff are used to we have facility to label goods with your codes not ours.



Descriptive labels assist with selection of the correct fitting.



Contact your local rep or customer service for ordering information.

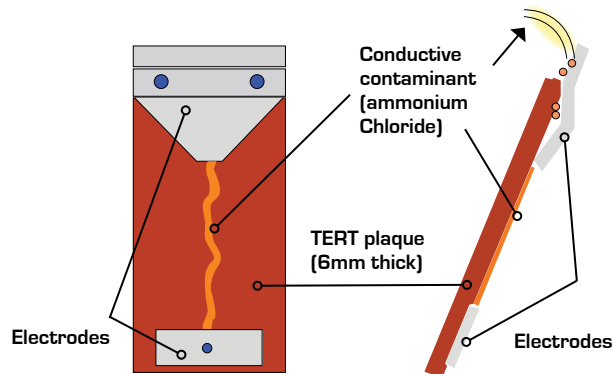
Polymers – How do you know what will last the distance?

TRACKING AND EROSION RESISTANCE TEST (TERT)

Two TERT Tests:

Step Test: Voltage is increased each hour and contaminant rate increased periodically

Constant Voltage Test: Voltage and contaminant flow rate maintained for set time



Failure Mode: Tracking

Formation of silicone ash with some tracking underneath the surface.



Tracking – Test sample failed during the TERT test.

Silicone, ATV, LTV, Liquid Silicone mixes, EPDM, EVA – which insulating material is superior and how is it determined? TERT testing is the new benchmark for Tracking and Erosion testing of insulating materials.

To ensure the very best materials are used in the manufacture of your polymer strains and surge arrestors the Raychem team at TE put them through the toughest of tracking and erosion tests – the TERT Test. TERT testing consists of an inclined-plane-test according to IEC 60587 and ASTM D2303 where specimens are fixed between two electrodes. The flat test surface is mounted at an angle of 45° from horizontal. The contaminant of specified resistivity is pumped down the test surface during the whole test at a specified rate and voltage is applied between the electrodes. The time-to-track and the initial tracking voltage are recorded.

THERE ARE TWO WAYS TO PERFORM A TERT TEST

- **Constant Tracking Voltages** – This involves a predetermined voltage being continuously applied to the test specimen for at least 6hrs in order to pass the test.

- **Stepwise Tracking Voltage** – This is where a starting voltage (multiple of 250V) is set and maintained for 1hr, it is increased by 250V every hour until failure, the stepwise voltage is the highest voltage withstood by ALL specimens for 1hr without failure.

According to TE test experience and according to TE material experts it has been determined Stepwise Tracking Voltage TERT testing is a more severe test method than Constant Tracking Voltage.

Raychem as a materials company; has been carrying out accelerated and natural weathering test programmes for over 30yrs. Raychem HV materials undergo a long development, optimisation and testing programme to ensure excellent long term product performance. EVA has a custom in-house and unique additive package that enhances its properties even more than other Raychem insulating materials.

The key requirement of TERT testing is that the material should not just be track resistant but it must always be NON TRACKING, new or aged whatever the conditions are.

With TERT one needs to think of the mechanisms involved. There is an

Failure Mode: Erosion

The test specimen passed the TERT test.



Erosion – Test sample passed the TERT test.

inclined plaque with contaminant dribbling down plus and applied voltage which causes electrical dry band arcing above the bottom electrode. Initially this activity is purely random, moving around until it finds a weak point. If the material is well formulated and well mixed the arc slowly removes the surface layers and slowly erodes down through the plaque in a predictable and controlled manner. If the material is poorly formulated tracking and erosion take place at an accelerated pace giving the material a very short life. With a good material there are no signs of tracking, only very controlled erosion which is the desired outcome and test times easily exceed 6hrs.



For The Best Form & Function

When you do a job, you want to do it once and do it well!!!

We're the same so together with our supplier we have designed and built a range of superior insulator pins. This range includes pins for LV insulators, 11kV and 22kV insulators, we have lead and nylon heads available in some sizes. This range offers increased cantilever strength when compared to other pins on the market.

TRANSNET INSULATOR PINS OFFER SUPERIOR FEATURES



Testing cantilever strength of insulator pin.




- Superior cohesion to head material – pin is cross thatched to stop head spinning.




- Large flat collar to spread the load – won't flog out the cross arm.



- Locking 1/2 nut – to keep it where you put it.



- Thick layer of galvanising – longer life span in harsh NZ environments.



- Hex forged into pin for better installation.



- Double helix spring washer – allows for cross arm shrinkage as new cross arms dry out.

NEW AGENCY – Krone, LV Fuse Fittings

ANNOUNCING
the award of
the
**Krone Fuse
Switch
Disconnect
& Outdoor
Connector**
agency to
**TransNet NZ
Ltd**



TE is proud to announce that TransNet NZ Ltd has committed to promoting the **Krone** range of LV Distribution Fusing Equipment to the market.

Krone is a well known and well used brand in NZ and this new path to market will ensure the product range is promoted in both a professional and technical way so our loyal customers can be assured of yet another high quality product in the TransNet range.

Please contact us immediately if you are a regular user of the Krone range so we can ensure we fully plan for your stocking requirements.

- A world class brand offering high quality products
- Products for LV ABC Systems and Open-wire Overhead Networks
- Fuse Switch Disconnects & Outdoor Connectors
- Request a Catalogue now



LV FUSING EQUIPMENT



PROUDLY DISTRIBUTED BY:



Commencement of this new Distribution Channel is December 14th 2011
CONTACT CUSTOMER SERVICE FOR MORE INFORMATION

MaxCell Fabric Innerduct Productivity – To the Max

**NEW
Product**

MaxCell Fabric Innerduct – Save time, money and space on your next project, contact us now to order yours!

In today's ultra-competitive economy, every project is scrutinised at every turn. Efficiency is crucial. Productivity is crucial. Reliability is crucial. And everyone is just as important as the next. Enter MaxCell Fabric Innerduct. Whether you are designing, managing or building, you'll save time, money and effort when you turn to MaxCell. The only product of its kind, MaxCell is fast becoming the new standard in innerduct technology, helping those who choose it to:

- Significantly reduce project costs
- Fit up to 3 times as many cables per conduit
- Easily install cable - even in occupied conduit
- Minimise labour and stay on schedule

MaxCell is the only flexible fabric innerduct system designed specifically for the network construction industry.

The unique fabric construction allows MaxCell to conform to the shape of cables placed within, greatly reducing the wasted space associated with rigid innerduct.

Today's network owners and builders use MaxCell to increase their cable density by as much as 300%. Faced with the challenge of deploying new infrastructure while minimising investment costs, using MaxCell will:

- Reduce the number of conduits required for new network construction
- Minimise the need for additional conduit in overlay applications
- Enable incremental deployment to match system requirements



Over 200 million feet of MaxCell innerduct have been successfully installed around the globe in a variety of applications including:

- Power/Utilities
- Telecom
- Cable TV
- Wireless Backhaul
- District and City Councils
- University, Corporate, and Hospital campuses
- Military and Government installations



TransNet New Zealand Ltd Auckland

20 Neilpark Drive
East Tamaki
Auckland
NEW ZEALAND
Ph 0800 442 182
Fax 0800 442 183
PO Box 39 383
Howick, Auckland

Wellington

18 Sydney Street
Petone
Wellington
NEW ZEALAND
Ph 04 576 2530
Fax 04 576 0040
PO Box 39 383
Howick, Auckland

sales@transnet.co.nz

NEW ZEALAND

TransNet Equipment Pty Ltd Perth

Unit 20, 8 Hurley Street
Canning Vale WA 6155
Perth
AUSTRALIA
Ph +61 8 9256 3417
Fax +61 8 9256 3917
PO Box 1439
Canning Vale DC WA 6970

sales@transnetequipment.com

AUSTRALIA

TransNet Tonga Tonga

Small Industries
Ma'ufanga
Tonga
Ph +67 627 939
Fax +67 627 976

PO Box 2932
Nukualofa

transnet@kalianet.to

TONGA

