

EARTHING & BONDING

SOLUTIONS FOR HV & LV EARTHING & BONDING



www.transnet.co.nz

CONTENTS

CONTENTS		3
ABOUT TRANSNET NZ LIMITED		4
COMPANY OVERVIEW	4	
ENVIRONMENTAL RESPONSIBILITY	4	
THE TRANSNET DIFFERENCE		5
WHENEVER, WHEREVER, WE'VE GOT IT - PRODUCT RANGE	4	
HV OVERHEAD EARTHING		6
TEMPORARY 11/33KV EARTH SETS	6	
TEMPORARY 11/33KV EARTH SETS - SNAP ON CLAMP	7	
TRIPLEX EARTH KIT	8	
TRIDENT EARTH KIT	9	
CUTOUT EARTH CLAMP	10	
HV OVERHEAD ELECTRIC TRACTION LINE EARTHING	11	
LV OVERHEAD BONDING		12
LV JUMPERS - CUSTOM MADE	12	
TEMPORARY LV EARTH SETS	13	
SINGLE LV EARTH / BONDING LEAD	14	
ABC BONDING DEVICE	15	
INSULATION PIERCING CONNECTOR FOR MEASURES & SHORT CIRCUITING	16	
EQUIPOTENTIAL BONDING COMPONENTS	17	
LV UNDERGROUND BONDING		18
TEMPORARY CONTINUITY CONNECTORS	18	
LV DIN EARTH SET	20	
K199 LV BONDING SET	21	
LV SERVICE FUSE BONDING SETS	22	
EQUIPOTENTIAL BONDING MAT	23	

ABOUT TRANSNET NZ LIMITED

TRANSNET COMPANY OVERVIEW

At TransNet we offer a large range of products to the Electrical Distribution, Transmission, Rail, OEM and Wholesale industry. We have the expertise and knowledge to assist with equipment specification as well as providing hands on service and support in the field.

With three stocking distribution facilities in Australasia, and 24hr contact, TransNet is able to offer local support and fast delivery.

TransNet is one of the largest suppliers to our industry in Australasia, offering the most diverse range of products and support. We have a switchgear workshop, an R&D workshop and a Raychem kitting room on site in our Auckland Head Office and we are well equipped to offer training and support for all our products.

At TransNet we pride ourselves on the ability to react quickly to any situation and have product to you whenever and wherever you need it. Our staff are knowledgeable and happy to help, we have a number of technical specialists in a range of product areas, all ready to assist if and when required.

As the sole New Zealand Distributor of TE Connectivity Energy products including brands such as Raychem, Utilux, AMP and Guro, we have the local and international support and expertise of one of the largest manufacturers in our business. TE Connectivity Energy has a research and development programme second to none, continuously improving existing products, while designing and testing new products to improve network reliability. We are proud to offer an extensive range of quality brands from around the globe for a holistic approach to supply in the electricity industry.



ENVIRONMENTAL RESPONSIBILITY



TransNet takes environmental responsibility seriously and as part of our commitment to the environment we have implemented a range of policies and practices to do our part in protecting the environment. We have achieved and ISO 14001 - Environmental Management System and ISO 14064-1 - Quantification and Reporting of GHG Emissions and Removals certification. In addition to this, we have the first and only fully functioning Micro Grid of its kind in New Zealand right here at our head office, with 150kW of solar generation and a 30kW/130kWh smart storage system, we're able to power our entire operation for most of the day.



We're already moving to reduce our impact even more by adding electric vehicles to our fleet and using our solar farm to charge them.

THE TRANSNET DIFFERENCE

WHENEVER, WHEREVER, WE'VE GOT IT - PRODUCT RANGE

- More than 20 years supplying to the electrical industry
- 100% privately New Zealand owned and operated
- ISO 14001, ISO 14064-1 Certifications
- Three stocking locations in Australasia
- R&D workshop, Switchgear workshop & Raychem kitting room
- Extensive stock holding for superior emergency response
- Quality products sourced from reputable brands from around the world

See below for some of the product ranges we can offer your business.

Asset Protection 	Cable Accessories 	Cable Management 	Cable Protection 
Circuit Protection 	Connectors 	Duct Seals & Glands 	Earthing 
ECOLIGHT LED Lights 	EVSE 	Fireproofing 	Hazardous Area Solutions 
Heatshrink 	Insulators 	Line Hardware 	Monitoring 
Safety Equipment & Testing Facilities 	Switchgear 	Test & Measurement 	Tools 

HV OVERHEAD EARTHING

TEMPORARY 11/33KV EARTH SETS

Temporary earth sets with attached earth stick for visual confirmation of earth set installation. These earths are a well known and extensively used design here in New Zealand. The set is made up of the following;




- 3 x 3m leads attached to fully insulated line clamp hotsticks
- 1 x 9m lead from cluster to ground with ground clamp
- 1 x 1m lead from cluster to pole with ground clamp to bond pole metal work
- 1 x heavy duty storage bag
- 1 x 1m earth stake
- 1 x Acrylic cluster cover for easy fast inspection of connections

FEATURES

- Reflector at the top of each stick for night time visual check
- Factory test report supplied with every set
- Unique serial number for traceability
- Inspected and tested to IEC 61230 standard

ALSO AVAILABLE

- Longer 2 piece sticks
- 50mm² conductor for higher fault current applications



Cat No.	Description	Fault Rating
CAR/ST-NZ-HG14880	RITZ PORTABLE EARTH SET, 35MM ²	10kA / 0.5 Sec
CAR/ST-NZ-HG14880-5	RITZ PORTABLE EARTH SET, 50MM ²	15kA / 0.5 Sec
TN11-33KV/SET	RITZ PORTABLE EARTH SET, 35MM ² , 2 PIECE STICKS	10kA / 0.5 Sec

HV OVERHEAD EARTHING

TEMPORARY 11/33KV EARTH SETS - SNAP ON CLAMP

Temporary earth sets with "snap on clamps" are available with a separate earth lead or with the earth looped into the set.

These spring loaded clamps make it extremely fast and easy to install the earths on overhead lines, the operator simply sets the preloaded jaw of each clamp and mounts them onto the application plate which is connected to a hotstick. Once the clamps are mounted to the application plate they are lifted above the conductor and pulled back down over it to snap into place.

These clamps are equally easy to remove, simply pull each clamp from the conductor with the clamp removal tool specifically

designed for use with these clamps.

A three phase set with separate earth lead helps to reduce the amount of weight being lifted into the air while the looped shorting and earth set offers the convenience of everything already being connected (this is ideal for urban applications).


ACCESSORIES

- Application platform – to attach snap on clamps to overhead lines, comes with universal hotstick attachment
- Clamp removal tool – to remove snap on clamps from overhead lines, comes with universal hotstick attachment

Snap Clamp



Ground Clamp



Cat No.	Description	Fault Rating
ATR-C-01400	RITZ SNAP CLAMP PORTABLE EARTH SET WITH SEPARATE GROUND LEAD, 35MM ² CU	8kA / 1 Sec
ATR-C-01401	RITZ PORTABLE SNAP CLAMP EARTH SET WITH COMBINED GROUND LEAD, 35MM ² CU	8kA / 1 Sec
ATR13628-1	RITZ SNAP CLAMP	N/A
ATR1442-1	RITZ SNAP CLAMP REMOVAL TOOL	N/A
ATR04694-1	RITZ ALUMINIUM UNIVERSAL CLUSTER FOR INSTALLING & REMOVING GROUND CLAMPS	N/A


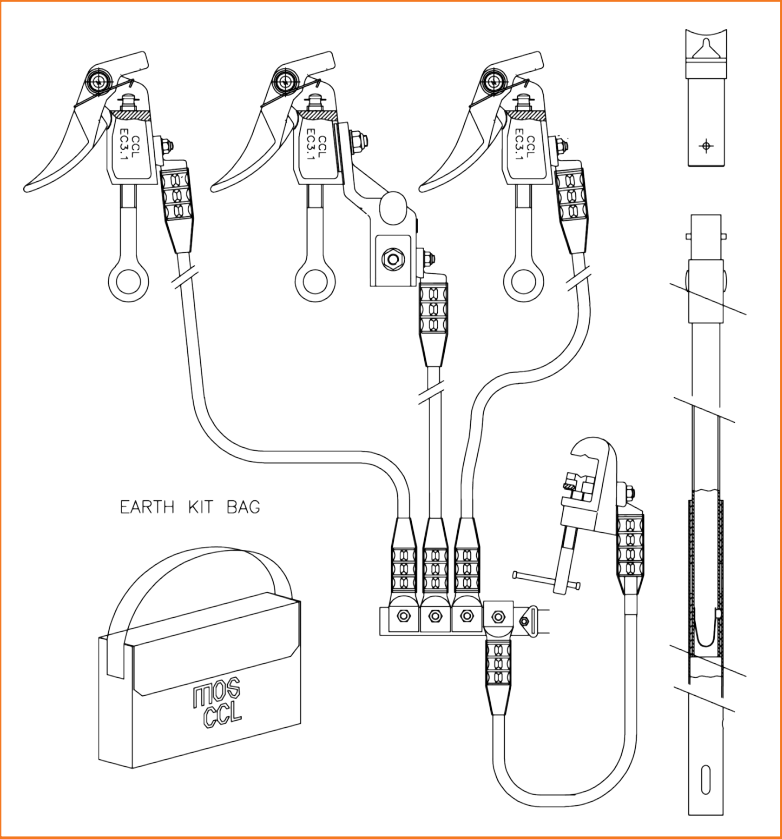
HV OVERHEAD EARTHING

TRIPLEX EARTH KIT

Mosdorfer HVE015 Earth Leads with Screw On Head Clamps

- Phase to Phase Fault Current Rating of 17.5kA/1 Sec
- Phase to Phase Conductor 120mm² Aluminium
- Phase to Ground Fault Current Rating of 7.5kA/1 Sec
- Phase to Ground Conductor 50mm² Aluminium
- Total weight of 11kg
- Can be used with existing Universal Sticks and an adapter

Fully customisable to suit your networks' individual requirements. Talk to your local TransNet Account Manager to find out more.



Cat No.	Description
MOSCCL-HVE015	MOSDORFER CCL TRIPLEX EARTH KIT INCLUDES ROD021 STICK, CARRY BAG & E ADAPTOR
MOSCCL-HVE015-010	MOSDORFER CCL TRIPLEX EARTH KIT WITH EC3.1E LINE CLAMPS, 2x3m x 120mm ² ORANGE PHASE LEADS JOINED WITH PARKING BAR & CARRY BAG
MOSCCL-ADPE	MOSDORFER CCL E-ADAPTOR
MOSCCL-RAIN001	MOSDORFER CCL RAIN SHIELD
MOSCCL-ROD021	MOSDORFER CCL 4 TO 8FT TELESCOPIC ROD

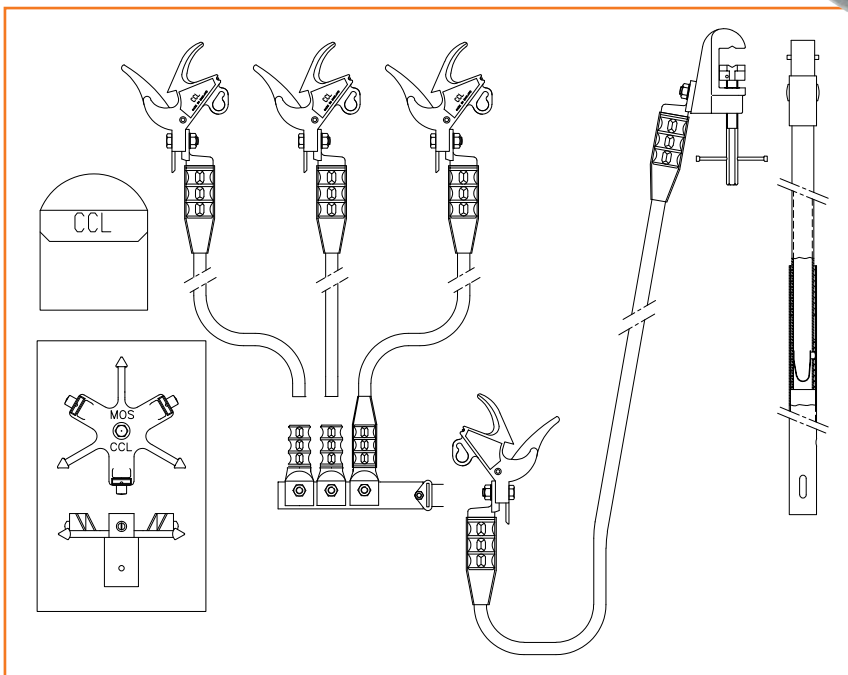
HV OVERHEAD EARTHING

TRIDENT EARTH KIT

Mosdorfer HVE040 with Snap On Head Clamps

- Phase to Phase Fault Current Rating of 12.5kA/1 Sec
- Phase to Phase Conductor 120mm² Aluminium
- Phase to Ground Fault Current Rating of 7.5kA/1 Sec
- Phase to Ground Conductor 50mm² Aluminium
- Total weight: 11kg
- Can be used with existing Universal Sticks and the attachment of an adaptor

Fully customisable to suit your networks' individual requirements. Talk to your local TransNet Account Manager to find out more.




Cat No.	Description
MOSCCL-HVE040	MOSDORFER CCL TRIDENT EARTH KIT
MOSCCL-HVE040-011	MOSDORFER CCL TRIDENT EARTH KIT INCLUDES CARRY BAG & D ADAPTOR
MOSCCL-ADP0D	MOSDORFER CCL D-ADAPTOR
MOSCCL-ROD021	MOSDORFER CCL 4 TO 8FT TELESCOPIC ROD

HV OVERHEAD EARTHING

CUTOUT EARTH CLAMP

Designed to attach to the bottom contact of an EDO and allow Temporary Earths to be safely applied when the EDO isn't fitted with an Earth Spigot.
Earthing attachment is easily applied with a Shot Gun Stick.
Fits both existing and new DDO versions.



Cat No.	Description	Max Current Fault Rating
TPACCT15	AL CUTOUT CLAMP, THREADED 15 DEGREE	GRADE 3 - 27KA @ 15 CYCLES, SYMMETRICAL
TPACCT15-2PS	AL CUTOUT CLAMP, THREADED 15 DEGREE WITH 3/4" PARKING DOUBLE STUD	GRADE 3 - 27KA @ 15 CYCLES, SYMMETRICAL

HV OVERHEAD EARTHING

HV OVERHEAD ELECTRIC TRACTION LINE EARTHING

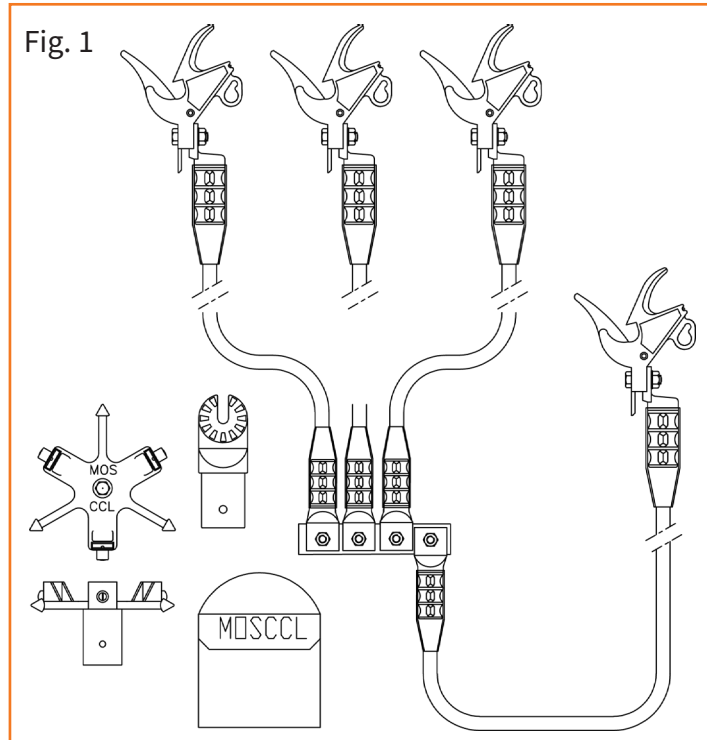
Mosdorfer EC1.1-1525 Traction Earths for 1.5-25kV systems.

Standard equipment used by many railway companies throughout the world for providing temporary earth bonds between overhead catenary or contact conductors and the earthed rail line or designated earth points. This equipment incorporates the EC1.1-'D' snap-on line clamp for rapid engagement and disengagement from the line conductor. EC1.1 clamp must be applied using Type 'D' dispenser head fitted to the operating rod. 'Traction' equipment is supplied contained in a heavy duty PVC carry bag with shoulder strap for easy handling. Cable leads to interconnecting clamps are flexible aluminium braid, arctic grade PVC sheathed - (bright orange) for maximum visibility when installed at the point of work.

Rating 7.5kA/1 sec (tested to British Rail Standard). TD Ref 272/60, available on request. Recommended operating rod GF1-1.2 with 'D' adaptor.



Fig. 1



FEATURES

- Made using 50mm² Al Flex to keep lead set as light as possible.
- Rating 7.5kA/1 Sec
- Designed to be used with Standard Extension Sticks fitted with Universal Head.

OPTIONAL EXTRAS

EC1.1 adaptor plate to assist disengagement of overhead line clamp from ground level.

Example earth set shown in Fig. 1. Contact your local TransNet Account Manager to find out more about this range and the flexibility associated with customisation to suit your application.

LV OVERHEAD BONDING


LV JUMPERS - CUSTOM MADE

WHEN ORDERING PLEASE SPECIFY:

- Conductor Size
- Jumper Lead Length

*Made to order, choice of clamp, conductor size and length

CONDUCTOR SIZES	35mm ²
	50mm ²
	70mm ²
	95mm ²
LENGTH	0.5m increments
CLAMP ACCOMMODATES	5-19mm OD (Blue handle)
	0-27mm OD (Yellow handle)
	6.5-12.5mm OD (Red/Black handle)



LV JUMPER CABLE - CLEAR SHEATH

Extra flexible electrolytic copper cable, with 750V insulated protection made of crystal clear PVC, for visual inspection of the copper filaments, suitable for grounding equipment and terminals.

Cat No.	Size (mm ²)	ISC Cap. (Symmetric kA) 30 Cycles (0.5X)
CTC-35	35	10
CTC-50	50	15
CTC-70	70	20
CTC-95	95	30



LV JUMPER CLAMPS

Perfect for LV Jumper leads or Truck earths, these clamps are easy to use and robust to offer a long service life.

Cat No.	Description
BPL12-TIN	S/DRIVER CLAMP (BLUE) JAW OPENING 5–19MM OD
SC-P101559-02	S/DRIVER CLAMP (YELLOW) JAW OPENING 0–27MM OD, STRAIN RELIEF FITS CABLE 25-35MM ²
ATR13047-1	SPRING LOADED GROUNDING CLAMP (RED) JAW OPENING 6.5–12.5MM OD
ATR13047-2	SPRING LOADED GROUNDING CLAMP (BLACK) JAW OPENING 6.5–12.5MM OD

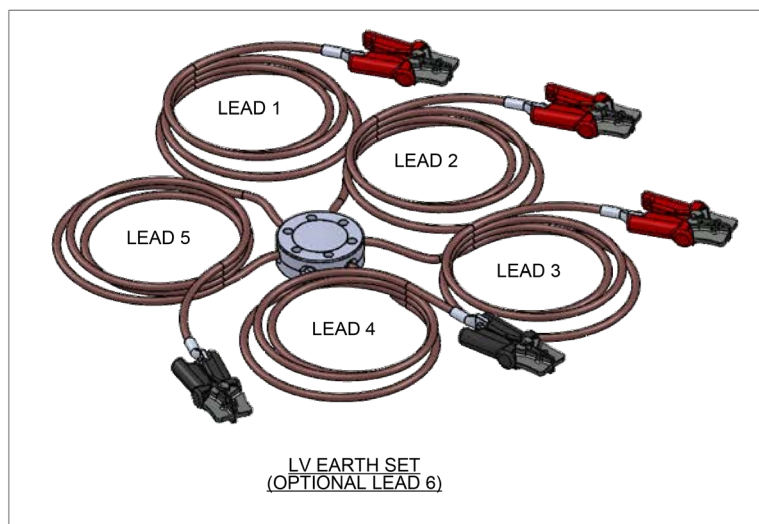


LV OVERHEAD BONDING

TEMPORARY LV EARTH SETS

- Flexible Copper Conductor with a clear sheath for ease of visual inspections
- Screwdriver handle clamps mean no tools are required for installation
- Reusable, these jumpers are for temporary use and can be used over and over again
- Strain relief applied to connection point for longevity of unit
- Designed for low voltage applications only
- Clear centre cluster for visual inspection of connection integrity
- Available with 35mm², 50mm² or 70mm² conductor

Common/standard sets outlined in table below. Custom earth sets available, please contact us with your requirements.



ITEM No.	DESCRIPTION	PART NO.
1	GROUNDING CLAMP (RED)	ATR13047-1
2	GROUNDING CLAMP (BLACK)	ATR13047-2
3	S/DRIVER CLAMP (BLUE)	BPL12-TIN
4	S/DRIVER CLAMP (YELLOW)	SC-P101559-02
5	CLUSTER: RITZ EARTH SET	G4754-1 / ACRYLIC

LEADS		
SIZE	35mm ²	50mm ²
PART No.	CTC-35	CTC-50
QUANTITY REQ.		
LENGTH (m)	1.	1.
	2.	2.
	3.	3.
	4.	4.
	5.	5.
	6.	6.



ITEM 1
GROUNDING CLAMP (RED)



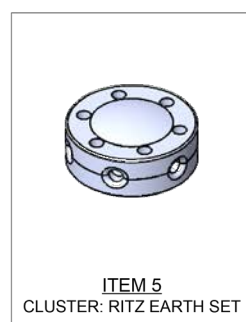
ITEM 2
GROUNDING CLAMP (BLACK)



ITEM 3
S/DRIVER CLAMP (BLUE)



ITEM 4
S/DRIVER CLAMP (YELLOW)



ITEM 5
CLUSTER: RITZ EARTH SET

Product Code	Number of Leads with Handles	Length of Leads	Features
LVE/SET6X2M35Mm2LEAD	6	2M	
LVE/SET35MM1.5M10M	5	4 × 1.5m, 1 × 10m	
JUMPSETLV5WAY2MTR	5	2M	Comes in Carry Bag
LVE/SET35MM1.5M5M	5	4 × 1.5m, 1 × 5m	
LVE/SET35MM2M	4	2M	
LVE/SET35MM5x1.5/10m	6	5 × 1.5m, 1 × 10m	

LV OVERHEAD BONDING



SINGLE LV EARTH / BONDING LEAD

WHEN ORDERING PLEASE SPECIFY:

- Conductor Size
- Jumper Lead Length

*Made to order, choice of clamp, conductor size and length

CONDUCTOR SIZES	35mm ²
	50mm ²
LENGTH	0.5m increments
CLAMP ACCOMMODATES	5-19mm OD (Blue handle)
	0-27mm OD (Yellow handle)
	6.5-12.5mm OD (Red/Black handle)



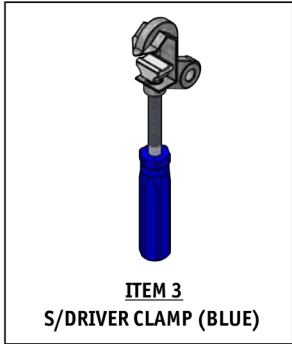
ITEM No.	DESCRIPTION	PART NO.
1	GROUNDING CLAMP (RED)	ATR13047-1
2	GROUNDING CLAMP (BLACK)	ATR13047-2
3	S/DRIVER CLAMP (BLUE)	BPL12-TIN
4	S/DRIVER CLAMP (YELLOW)	SC-P101559-02



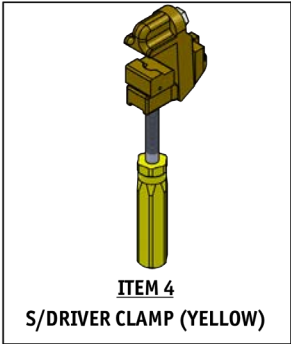
ITEM 1
GROUNDING CLAMP (RED)



ITEM 2
GROUNDING CLAMP (BLACK)



ITEM 3
S/DRIVER CLAMP (BLUE)



ITEM 4
S/DRIVER CLAMP (YELLOW)

Cat No.	Type	Size (mm ²)	ISC Cap. (Symmetric kA) 30 Cycles (0.5X)
CTC-35	CONDUCTOR	35	10
CTC-50		50	15

Cat No.	Type	Description
ATR13047-1	CLAMP	SPRING LOADED GROUNDING CLAMP (RED) JAW OPENING 6.5–12.5MM OD
ATR13047-2		SPRING LOADED GROUNDING CLAMP (BLACK) JAW OPENING 6.5–12.5MM OD
BPL12-TIN		S/DRIVER CLAMP (BLUE) JAW OPENING 5–19MM OD
SC-P101559-02		S/DRIVER CLAMP (YELLOW) JAW OPENING 0–27MM O.D., STRAIN RELIEF FITS CABLE 25-35MM ²

LV OVERHEAD BONDING

ABC BONDING DEVICE

Designed for short-circuiting and eventually earthing of a low voltage ABC.

It is connected on CMCC type connectors.

- Connected using CMCC Type Connectors
- Composed of 6 or 7 Insulated Sockets closing with Bayonet System
- 25mm² Copper Leads
- 200A Continuous Rating, 4kA/ 1 Sec Fault Rating
- Optional 10m, 25mm² Copper Dropper Lead



Cat No.	Description
K008	SHORT CIRCUITING EQUIPMENT 6 SOCKETS
K009	SHORT CIRCUITING EQUIPMENT 7 SOCKETS
K006	OPTIONAL 10m, 25mm ² DROPPER LEAD
F243	EARTHING ROD, ROUND 1M

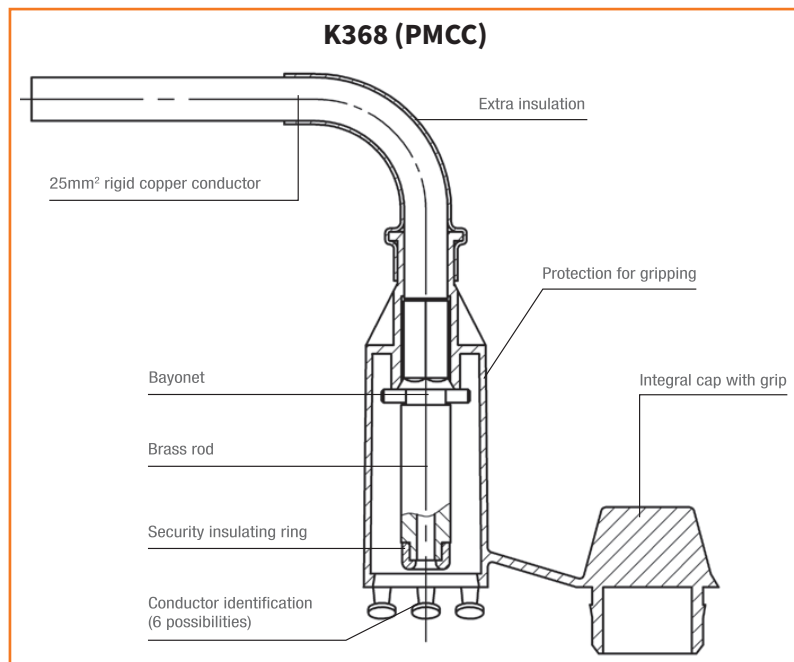
LV OVERHEAD BONDING

INSULATION PIERCING CONNECTOR FOR MEASURES & SHORT CIRCUITING

This IPC (Insulation Piercing Connector) is used for short-circuiting or earthing of low voltage ABC networks. It also enables voltage measurements.

FEATURES

- Connection is established by insulation piercing
- Dielectric strength in water is over 6kV
- Tightening screw, which is the only accessible metal part, is potential free
- Tightening efficiency is ensured by shear head screw
- End socket is protected by an integral cap avoiding corrosion and water penetration
- This IPC meets the requirements of the NF C 33-020 and EN 50-483 standards



INSTALLATION

- Check that the tap plug is completely inserted in the connector
- Position the connector on the main conductor
- Using a 13mm hex spanner, tighten the connector onto the conductor until shear head breaks
- The 17mm permanent head is only provided for eventual disassembly, do not use it to tighten the screw further after the shear head has snapped

The PMCC socket can be sold separately. It can be used with the whole 6 kV CBS/CT connector range.

Cat No.	Description	ERDF Conductor Range Main Line Insulated Al-Cu (mm²)	Real Conductor Range Main Line Insulated Al-Cu (mm²)	Weight (g)
K362	CONNECTOR ERDF CMCC/CT 25 ZF	16-25	16-25	225
K363	CONNECTOR ERDF CMCC/CT 70 ZF	35-70	16-70	226
K361	CONNECTOR CMCC/CT 95 ZF	-	16-95	228
K364	CONNECTOR ERDF CMCC/CT 150 ZF	54-150	16-150	234
K368	PMCC SOCKET	-	-	102

LV OVERHEAD BONDING

EQUIPOTENTIAL BONDING COMPONENTS

Working with local pole suppliers and asset owners we developed a 316 Stainless Steel T Handle to screw directly into the internal thread of the bonding point on new generation concrete poles. The standard T bar has enough room for two clamps, and the longer version has enough space for 3. There is also an option to permanently fix a lead from the T bar handle directly to the central cluster of your portable earth set.

If you're working on wooden poles there won't be an existing bonding point, so for wooden poles we have a 316 stainless steel coach screw with an internal thread the same as that found in the new generation concrete poles. The coach screw is designed to accept the same T bar handle. Once installed, this coach screw becomes a permanent fixture. In order to identify this coach screw is in fact a bonding point, we have a 316 Stainless Steel Bonding Point sign which is fitted when the coach screw is installed.

We also have the ability to cater for your company's custom requirements, contact us for more information.

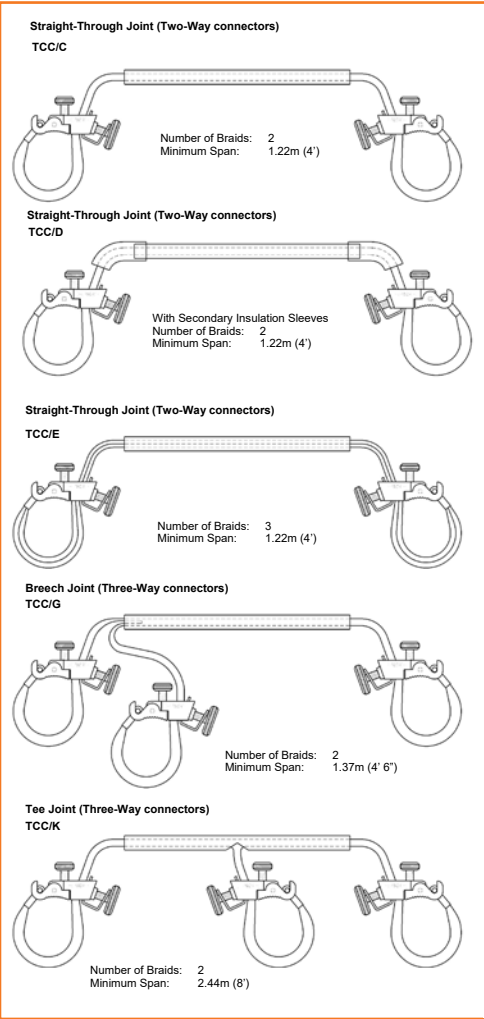


Cat No.	Description
IP0150	STAINLESS STEEL EMBOSSED BONDING POINT SIGN
EBTBARM12	THREADED EQUIPOTENTIAL BONDING T BAR
EBTBARM12-1M	THREADED EQUIPOTENTIAL BONDING T BAR WITH 1M COPPER LEAD AND LUG END
EPBCS316M16X150	COACH SCREW FOR BONDING ON WOODEN POLES

LV UNDERGROUND BONDING

TEMPORARY CONTINUITY CONNECTORS

Temporary continuity connectors for Metallic Cable Armour or Sheathing.
Developed over many years in co-operation with the industry. These connectors are designed to offer protection to personnel by maintaining electrical continuity across breaks in metallic armour and sheathing during jointing or repair operations on underground distribution cables.



They consist of cross bonds of flexible tinned copper braid which are connected to the armour or sheath by special clamps. The braid has a clear polythene tubing insulation and certain connector designs have an adjustable secondary insulation in the form of a sliding outer sleeve.

The range covers a wide variety of joint configurations, and the necessary cross-sectional area of the bond to meet anticipated fault levels



is achieved by means of permutations of tinned copper braids, the basic product having a cross-sectional area of 22mm² (2 x 11mm² CSA).

Successfully tested to a short circuit withstand of 6KA @ 1 SEC (Test Certificate available on request)

Specialised connectors can be made to order, and lengths varied to suit individual requirements.

Standard parts listed in table below, fully customised solutions available, contact us for information.

Cat No.	Joint Type	No of Braids	Primary Insulation O/A (min. span)	Secondary Insulation	Length O/A
TCC/C	STRAIGHT THROUGH Two way connectors	2	1.22m		1.83m
TCC/D		2	1.22m	*	1.83m
TCC/E		3	1.22m		1.83m
TCC/G	BREECH JOINT Three way connectors	2	1.37m		1.98m
TCC/K	TEE JOINT Three way connectors	2	2.44m		3.05m
TCC/M		3	2.44m	*	3.05m
TCC/T	DOUBLE BREECH JOINTS Four way connectors	2	1.37m		1.98m

LV UNDERGROUND BONDING

TEMPORARY CONTINUITY CONNECTORS

Temporary continuity connectors are designed to meet the basic requirements for cross bonding pipe diameters or combinations of diameters within the normal service range.

Custom units can be manufactured to network specifications on request. Please contact us for further information.

TCC/W consists of two heavy duty, plated steel, spring loaded clamps with insulated grips, joined by 4 metres of insulated flexible tinned copper braid of 11mm² C.S.A.

A 4 metre flexible bond has been used so that it can easily be lead away from the immediate area of work on a pipe, and where possible laid outside the excavation. Longer or shorter versions can be produced to meet customers own requirements.

TCC/SW is identical in specification and application to TCC/W, but is fitted with additional insulation in the form of a protective hilt intended to prevent physical contact with the bare metal of the clamp jaws. It is designed in accordance with the safety requirements of the Scottish Association of Directors of Water and Sewage Services (SADWSS).

Suitable for all metal pipes up to 45mm diameter. Span 4 metres.

TCC/HW Is a hybrid device designed to bond between pipes of widely dissimilar diameters beyond the range of TCC/W or TCC/SW e.g. where a small service pipe up to 45mm (1 3/4") is taken via a ferrule from a larger pipe in excess of 45mm, up to 457mm (18") o/d.

It consists of a TCC/W-type spring loaded clamp at one end connected by a tinned copper braid of 11mm² C.S.A. (or 22mm² as specified in "Code of Practice on Electrical Earthing Nov 1991"), length o/a 5 metres, to an infinitely adjustable clamping arrangement. Electrical contact is established by means of a circumferential wrap around the pipe, the braid being tensioned by the specially designed clamp. The braid has a clear polythene primary insulation fixed at the spring loaded clamp end, and a sliding, adjustable length of secondary insulation sleeve at the adjustable clamp end to give protection on exposed braid up to the clamping point on the pipe.

TCC/BW consists of a tinned copper braid of 11mm² C.S.A. (or 22mm² as specified in "Code of Practice on Electrical Earthing Nov 1991"), length o/a 6 metres, with a infinitely adjustable clamping arrangement at each end to accommodate pipes of up to and including 457mm (18") outside diameter. Electrical contact is established by means of a circumferential wrap around the pipe, the braid being tensioned by a clamp specially designed for this purpose.

TCC/W




TCC/SW



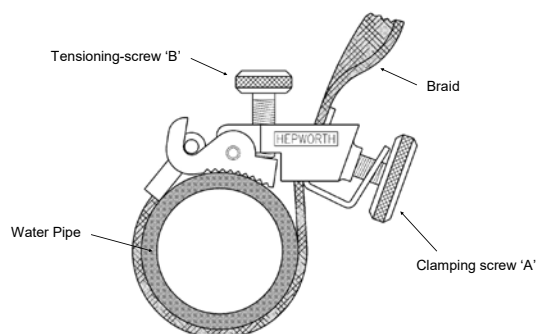
Suitable for all metal pipes up to 45mm diameter. Span 4 metres.

TCC/HW

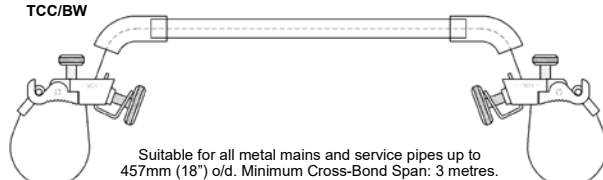


Suitable for use between pipes of dissimilar diameters above and below 45mm. Minimum Cross-Bond Span 3.5 metres.

TCC/HW & TCC/BW Connectors



TCC/BW



Suitable for all metal mains and service pipes up to 457mm (18") o/d. Minimum Cross-Bond Span: 3 metres.

LV UNDERGROUND BONDING

LV DIN EARTH SET

This earthing set is designed for earthing of LV DIN fuses. The set consists of short-circuiting cartridges, short-circuiting Cu cables in transparent insulation, earthing Cu cable, earthing clamp and insulating pole enabling you to safely attach the set. The insulating pole is made of glass fibre laminate which is suitable for its high electrical and mechanical resistance and stability. The set is suitable for indoor and outdoor use and is produced according to standards CSN EN 61230, IEC 1230, PNE 35 9705, DIN 46 235.



PACKING

This earthing set is delivered in a sturdy plastic storage box. Included in the box are instructions for use, function description and the quality and test certificate.

STORAGE

This unit must be stored in a clean dry place in its plastic storage box to protect against mechanical damage.

WARRANTY

A 24 month warranty is provided on this product. The warranty is limited to manufacturing defects only.

TECHNICAL DATA

Climatic group	Normal from -25 to +55°C		Pole material	Glass fibre laminate
Rated short-time withstanding current	6 kA/1s	8.5 kA/0.5s	Cross section of cable	25 mm ² short-circuiting
Length of pole	350 mm			25 mm ² earthing
Length of handle	160 mm		Length of cable	500 mm short-circuiting
Equipment versions	801.001 - P (with insulating pole)			1500 mm earthing
	- H (with fuse handle)		Weight of equipment	4.5kg

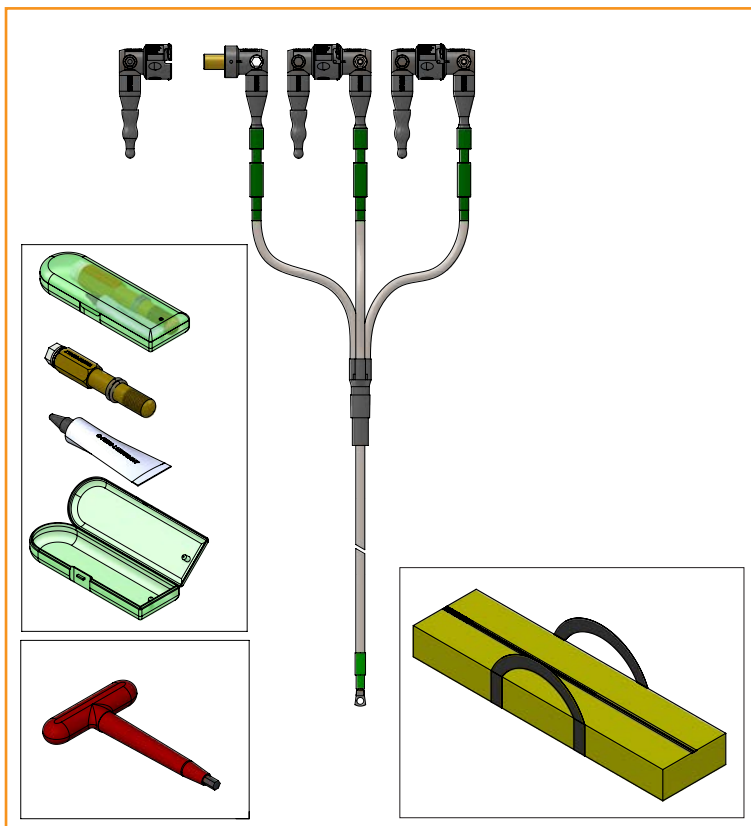

Cat No.	Description
1115281041T	LV DIN EARTH SET FOR INDOOR & OUTDOOR USE

LV UNDERGROUND BONDING

K199 LV BONDING SET

Bonding for TUDS and pillar installations.

- Allows Bonding Leads to be safely attached to the Load Side of the Fuse and Gelport.
- Supply Side of the Fuse can be capped.
- IP Rating of Fuse and Gelport is maintained allowing the equipment to be put back into the TUDS and the Lid closed.



Cat No.	Description
K199BONDSET	K199 UNDERGROUND LV BONDING SET

LV UNDERGROUND BONDING

LV SERVICE FUSE BONDING SETS

Designed with the idea of creating an LV Underground Bonding Kit which includes Fuse Base attachments for fast and easy installation. Several different types of fuse, commonly found in Underground LV Transformers, Cabinets and Pillars have been selected for the standard sets.

FEATURES

- Allows Bonding Leads to be safely applied to 100A IPD, 63A & 100A Red Dot, 82mm & 92mm J Type Fuses
- Uses the same Bonding Harness as LV DIN Set
- Bonding Leads can be installed using the Insulated Installation Pole from the LV DIN Set
- Bonding Harness can easily be customised to single leads if required, ie for Bonding Street Light circuits
- Standard lead set is 25mm² Flex which maintains flexibility for installation on LV Frames with very restricted Space
- Designed to keep all connections within the foot print of the Fuse Base to again allow for safe installation where fuses are installed in very close proximity to each other



IPDBONDSET



63AREDDOTBONDSET
100AREDDOTBONDSET



JTYPEBONDSET82



JTYPEBONDSET92

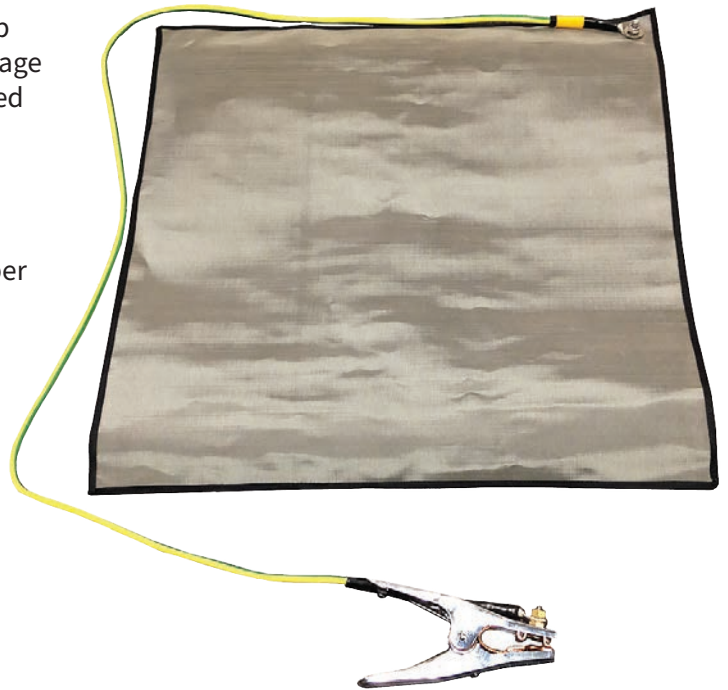
Cat No.	Description
IPDBONDSET	LV BONDING SET WITH 3 X IPD STYLE FUSE CONNECTIONS
63AREDDOTBONDSET	LV BONDING SET WITH 3 X 63A RED DOT STYLE FUSE CONNECTIONS
100AREDDOTBONDSET	LV BONDING SET WITH 3 X 100A RED DOT STYLE FUSE CONNECTIONS
JTYPEBONDSET82	LV BONDING SET WITH 3 X 82MM J TYPE STYLE FUSE CONNECTIONS
JTYPEBONDSET92	LV BONDING SET WITH 3 X 92MM J TYPE STYLE FUSE CONNECTIONS

LV UNDERGROUND BONDING

EQUIPOTENTIAL BONDING MAT

Designed to assist in de-energised work by eliminating step and touch potential voltages, by establishing an equal voltage potential between personnel using the Mat and the clamped object.

- 770mm x 770mm Mat size (custom sizes available)
- 35mm² Weldflex cable with heavy duty insulation
- 400 Amp welding clamp – heavy duty spring with Copper contacts (lower or higher current clamps available)
- Stainless Steel mesh
- All Stainless Steel and Brass hardware to prevent corrosion
- Bound edges
- Cable affixed to Mat to prevent fatigue
- Comes as a kit with protective carry bag



Cat No.	Description
181EP-1	770 x 770mm Equipotential Mat in Carry Bag



TransNet NZ Ltd has made every reasonable effort to ensure the accuracy of this information and it is to the best of our knowledge correct and reliable. Under no circumstances does this constitute an assurance of any particular quality or performance and users should independently evaluate the suitability of products for their desired application. All information in this publication including pricing, drawings, illustrations, images and graphic designs are reflections of our current understanding. TransNet NZ Ltd reserves the right to make any adjustment to this information at any time. Our liability for the products outlined in this publication is set forth in our standard terms and conditions of trade. In case of any potential ambiguities or questions, please contact us for clarification.



TRANSNET NEW ZEALAND LTD

ISO 14001 CERTIFIED
ISO 14064-1 CERTIFIED
CARBON CONSCIOUS COMPANY

0800 442 182 +64 9 274 3340 sales@transnet.co.nz

Auckland

78 Cryers Road
East Tamaki
Auckland
NEW ZEALAND
Ph 0800 442 182
Fax 0800 442 183
PO Box 39 383
Howick, Auckland
NEW ZEALAND

Wellington

10 Petone Ave
Petone
Wellington
NEW ZEALAND
Ph 04 576 2530
Fax 04 576 0040
PO Box 39 383
Howick, Auckland

TRANSNET TONGA

Nuku'alofa

Lakalakaimonu Multi Utility Complex
Taufa'ahau Road, Poutaha
Nuku'alofa
TONGA
Ph +67 627 939
Fax +67 627 976
PO Box 2932
Nukualofa
TONGA



www.transnet.co.nz

Edition: 001-01/23