



Raychem Screened, Separable Coupling  
Connection System RSTI-CC-Large for Large  
Cross Sections 1250 A up to 42 kV

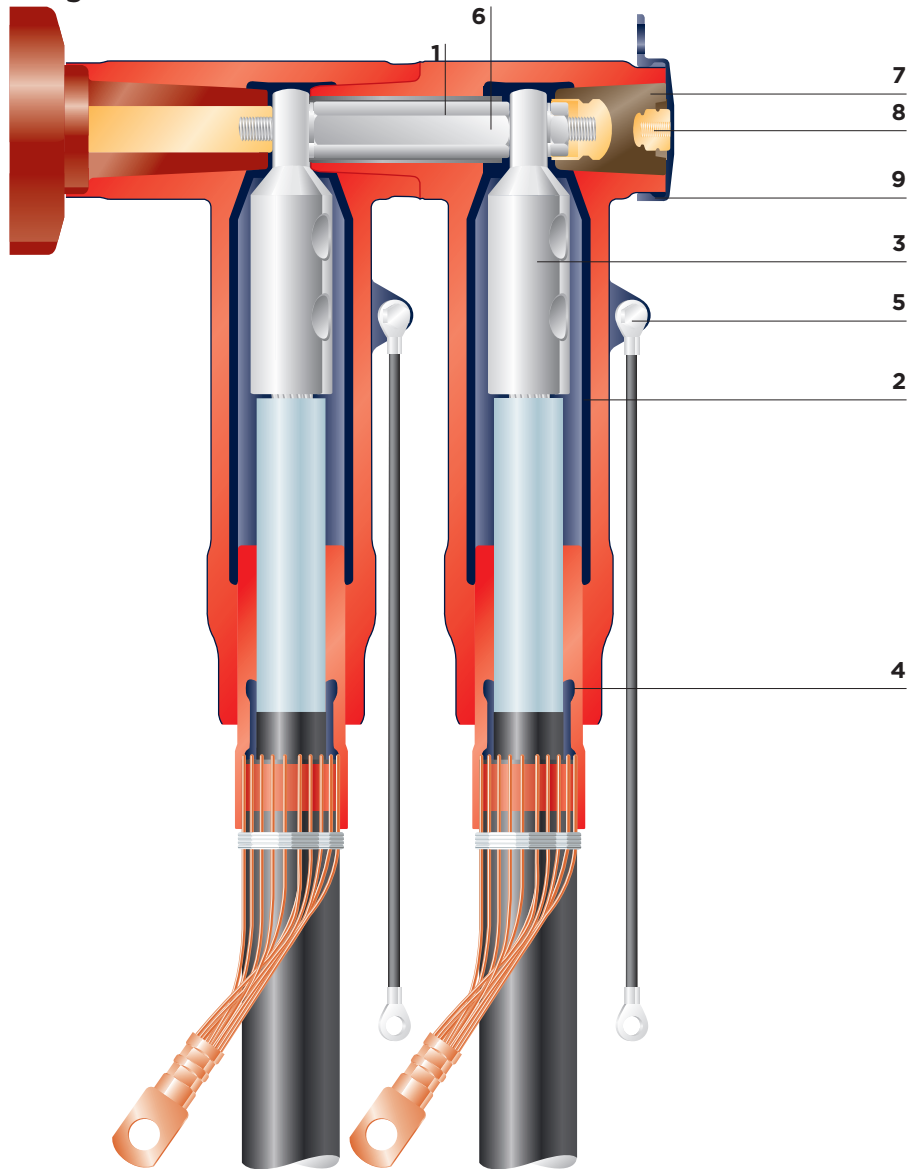
**Raychem**  
from TE Connectivity

# Raychem Screened, Separable Coupling Connection System RSTI-CC-Large for Large Cross Sections 1250 A up to 42 kV

## Features

- The screened coupling connector is designed to mate with the rear end of the base screened connector system RSTI designed for 42 kV.
- The insulation of the coupling connector is made of a highly modified silicone rubber characterised by high tracking resistance, elongation at break and non-flammability.
- A thin-walled screen is permanently bonded onto the insulation and protects the connection system against accidental contact.
- The screened coupling connector need not be removed for overshoot testing.
- The combination of screened connector and coupling connector exceeds CENELEC HD 629.1 S1 requirements, which include BS, VDE and other international specifications.
- Design of combination fits 630 A and 1250 A bushings (Interface "C<sub>1</sub>" and "C<sub>2</sub>") as specified by EN 50180 and EN 50181.
- The compact design supports the use of double "T" connections inside standard terminal boxes.
- The wide application range covers cable cross-sections from 400 to 800 mm<sup>2</sup>.
- Conductor connection with mechanical lugs.
- Easily accessible rear plug with capacitive test point.
- Few accessories required for system test and earth connection.
- Complete kit including lugs for easier installation and storage.

## Design and construction



### 1 Screened body

A thin walled conductive outer screen is permanently bonded to the silicone rubber insulating material of the body.

### 2 Inner screen

A conductive inner layer, as a Faraday cage around the mechanical lug, prevents corona at rated voltage.

### 3 Mechanical lug

Specially designed mechanical lugs for connecting either aluminium or copper conductor cables.

### 4 Stress cone adapter

Relieves electrical stress at the point where the cable screen is cut. The insulated section, extending beyond the wire shielding, provides a convenient point for over sheath testing.

### 5 Earthing eye and ground lead

Provides a connection point for earthing the screen.

### 6 Threaded pin assembly

A threaded pin assembly together with a spring washer and hex nut ensure high-performance electrical and mechanical contact with the bushing.

### 7 Rear plug with test point

Removable rear plug with capacitive test point.

### 8 Test point

The test point is used to determine whether the circuit is energised; alternatively it can be used for phasing.

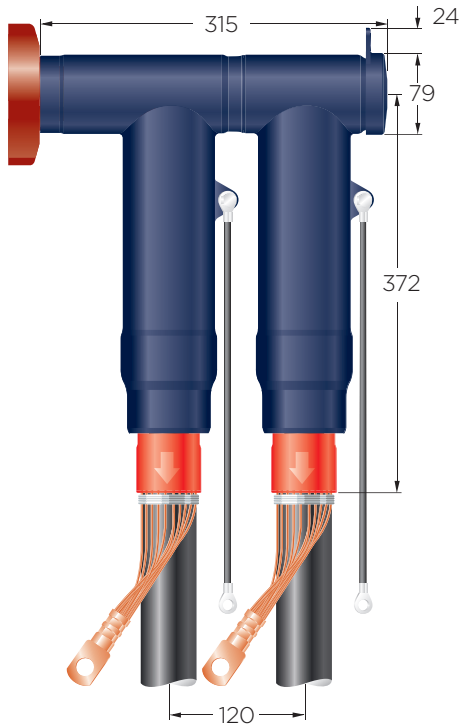
### 9 Conductive end cap

Electrical screen and protection of the rear end of the separable connector.

**Applications**


**Double connection**

Material requested for 3 phases:  
 1 x RSTI-x95x (Basic kit)  
 1 x RSTI-CC-x95x (Coupling connector kit)



**Single core branch off**

Items required for 3 phases:  
 1 x RSTI-x95x (Basic kit)  
 1 x RSTI-68TP (Terminating plug kit)  
 2 x RSTI-CC-x95x (Coupling connector kit)

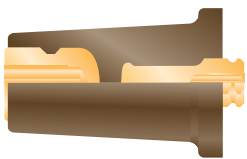


Cross Section	max. Ø	12 kV	24 kV	42 kV
630	90	94	99	
800	94	98	103	

**Accessories**

**Terminating plug**

Ref. no.: RSTI-68TP



**Test rod**

Ref. no.: RSTI-68TR; Length: 310 mm  
 RSTI-68TRL; Length: 460 mm  
 RSTI-68TRA; Kit includes  
 2 short and 1 long testrod



**Disconnectable inline joint**

Items required for 3 phases:  
 1 x RSTI-x95x (Basic kit)  
 1 x RSTI-68TP (Terminating plug kit)  
 1 x RSTI-CC-x95x (Coupling connector kit)

**Note:**  
 All applications as shown in the brochure need to have a mechanical support, based on the requirements for dynamic short circuit.



**Technical data**

Cable insulation diameter range	28.9 - 59.0 mm
Connector cross-section range	400 - 800 mm <sup>2</sup>
Maximum system voltage	42 kV
Continuous current rating	1250 A*
Basic impulse level	200 kV
Partial discharge at 2 U <sub>0</sub>	< 2 pC
AC voltage withstand, 5 min	93.5 kV
DC voltage withstand, 15 min	125 kV
Thermal short circuit, 1 s	74.5 kA
Thermal short circuit, 3 s	43 kA
Dynamic short circuit	125 kA

\* 1250 A is relevant for upgraded bushing C<sub>2</sub> and cables with copper conductors

The adapters meet the international CENELEC HD 629.1 S2 specification

**Selection table**

**Screened separable connection system 12 kV with mechanical lugs**

Cross Section mm <sup>2</sup>	Diameter Core insulation		Reference number Conductor material Al or Cu
	min mm	max mm	
400	28.9 -	36.4	RSTI-CC-3951
500	28.9 -	36.4	RSTI-CC-3952
630	34.0 -	45.4	RSTI-CC-3953
800	34.0 -	45.4	RSTI-CC-3954

**Screened separable connection system 24 kV with mechanical lugs**

Cross Section mm <sup>2</sup>	Diameter Core insulation		Reference number Conductor material Al or Cu
	min mm	max mm	
400	34.0 -	45.4	RSTI-CC-5951
500	34.0 -	45.4	RSTI-CC-5952
630	39.1 -	59.0	RSTI-CC-5953
800	39.1 -	59.0	RSTI-CC-5954

**Screened separable connection system 36 kV with mechanical lugs**

Cross Section mm <sup>2</sup>	Diameter Core insulation		Reference number Conductor material Al or Cu
	min mm	max mm	
400	34.0 -	45.4	RSTI-CC-6951
500 - 630	39.1 -	59.0	RSTI-CC-6952
800	39.1 -	59.0	RSTI-CC-6953

While TE Connectivity (TE) has made every reasonable effort to ensure the accuracy of the information in this catalog, TE does not guarantee that it is error-free, nor does TE make any other representation, warranty or guarantee that the information is accurate, correct, reliable or current. TE reserves the right to make any adjustments to the information contained herein at any time without notice. TE expressly disclaims all implied warranties regarding the information contained herein, including, but not limited to, any implied warranties of merchantability or fitness for a particular purpose. The dimensions in this catalog are for reference purposes only and are subject to change without notice. Specifications are subject to change without notice. Consult TE for the latest dimensions and design specifications. Raychem, TE Connectivity and TE Connectivity (logo) are trademarks.

**TE Energy - innovative and economical solutions for the electrical power industry: cable accessories, connectors & fittings, insulators & insulation, surge arresters, switching equipment, street lighting, power measurement and control.**

Tyco Electronics Raychem GmbH  
 a TE Connectivity Ltd. Company  
 TE Energy  
 Finsinger Feld 1  
 85521 Ottobrunn/Munich, Germany

Phone: +49-89-6089-0  
 Fax: +49-89-6096345

energy.te.com

