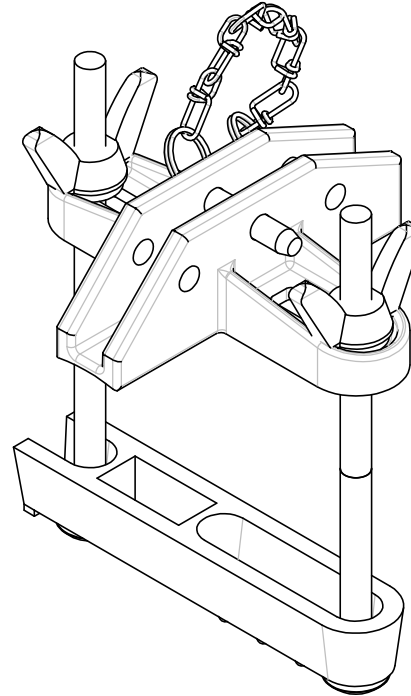
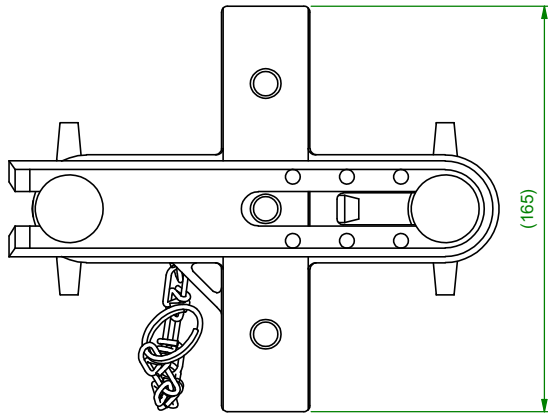
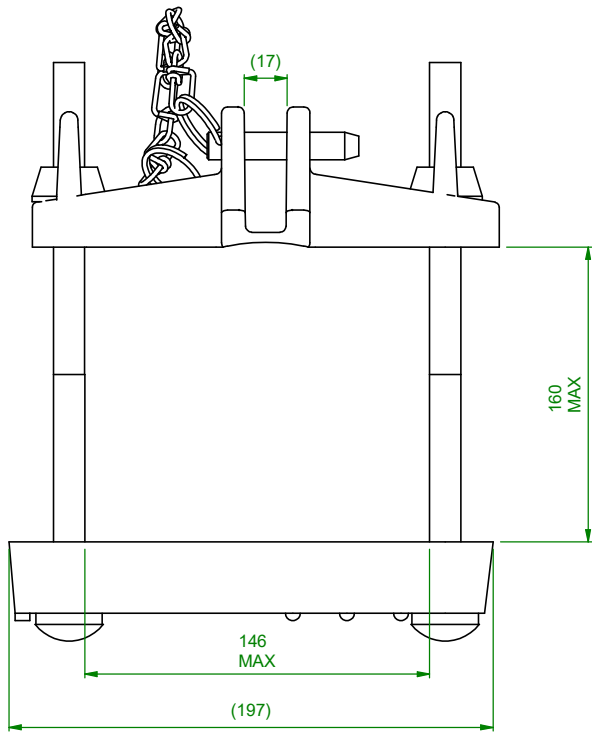
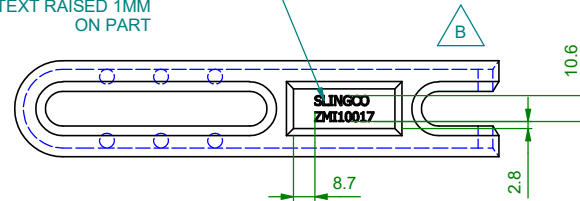


THIS DESIGN DRAWING IS THE PROPERTY OF SLINGCO LTD. AND MUST NOT BE REPRODUCED, COPIED NOR ITS CONTENTS DIVULGED WITHOUT THEIR PERMISSION.



CAST "SLINGCO ZMI10017" IN 4MM
TALL TEXT RAISED 1MM
ON PART



NOTE: MANUFACTURER'S PART NUMBER CA-1

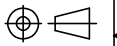
B	03APR19	ECO-000039 MOVED PART LABEL	BLC
A	5 DEC 18	FIRST ISSUE	BLC

GENERAL MANUFACTURING TOLERANCES EXCEPT WHERE OTHERWISE STATED

DIMENSION	MACHINED	FABRICATED
100 AND BELOW	±0.25	±1
OVER 100 UP TO 1000	±0.5	±2
OVER 1000 UP TO 2500	±1.0	±3
OVER 2500	±1.0	±5
HOLE CENTRES TRUE POSITION	Ø0.5	Ø1.0
ANGULAR	±0°-15'	±1°

ALL DIMENSIONS ARE IN MILLIMETRES UNLESS OTHERWISE STATED.
DIMENSIONS, TOLERANCES, SYMBOLS AND SURFACE TEXTURES ARE IN ACCORDANCE WITH BS 8888, UNLESS OTHERWISE STATED.
WELD SYMBOLS ARE IN ACCORDANCE WITH BS EN ISO 2553.
REMOVE ALL BURRS AND SHARP EDGES.

DO NOT SCALE
IF IN DOUBT ASK



slingco

SLINGCO LIMITED
STATION ROAD, FACIT,
WHITWORTH, LANCASHIRE, OL12 8LJ
e-mail: sales@slingco.com
http://www.slingco.com

SLINGCO AMERICA, INC
130 CELTIC BLVD.
TYRONE, GEORGIA, 30290
e-mail: sales@slingco.com
http://www.slingco.com

COMPONENT MASS	STATE	
N/A	Released	A3
DRAWN BLC	CHECKED CH	SCALE 1:2
04/December/2018	04/December/2018	

MATERIAL SPECIFICATION

SURFACE FINISH

PROJECT No

PROJECT

CUSTOMER

CUSTOMER DRAWING No

TITLE CROSS ARM PARTIAL FRAME
ASSEMBLY

PART No ZMI10017	REV B	SHEET 1 OF 1
----------------------------	-----------------	-----------------