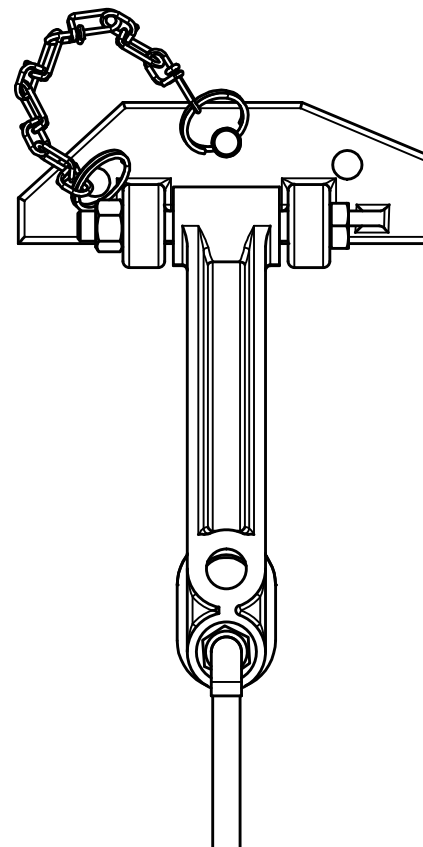
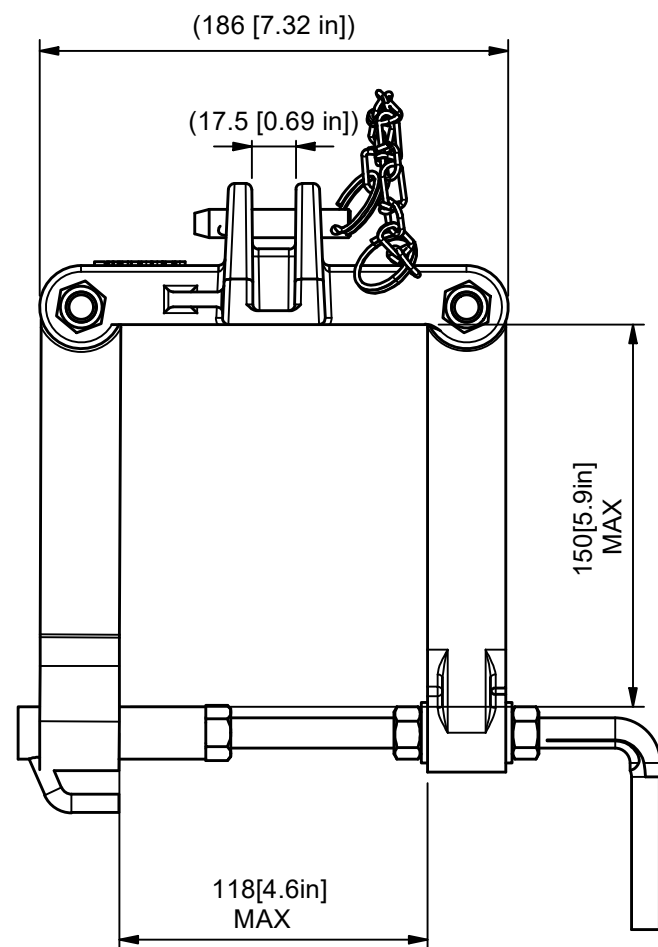
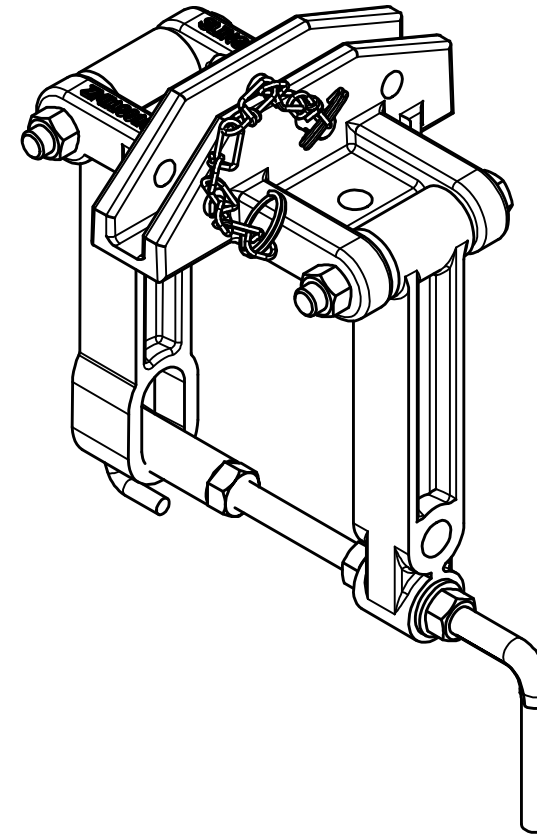
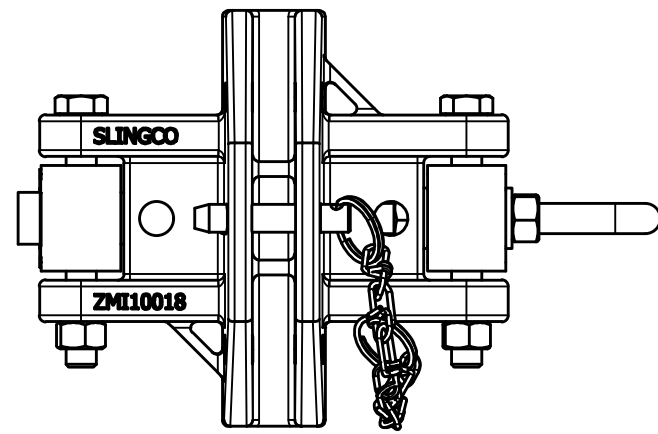


THIS DESIGN DRAWING IS THE PROPERTY OF SLINGCO LTD. AND MUST NOT BE REPRODUCED, COPIED NOR ITS CONTENTS DIVULGED WITHOUT THEIR PERMISSION.

# DATA SHEET



- SWL 2,500 lbs @ 3:1
- Aluminum Alloy frame

A	07JUL22	FIRST ISSUE	APP
GENERAL MANUFACTURING TOLERANCES EXCEPT WHERE OTHERWISE STATED			
DIMENSION	MACHINED	FABRICATED	
100 AND BELOW	±0.25	±1	
OVER 100 UP TO 1000	±0.5	±2	
OVER 1000 UP TO 2500	±1.0	±3	
OVER 2500	±1.0	±5	
HOLE CENTRES TRUE POSITION	Ø0.5	Ø1.0	
ANGULAR	±0°-15'	±1°	
ALL DIMENSIONS ARE IN MILLIMETRES UNLESS OTHERWISE STATED. DIMENSIONS, TOLERANCES, SYMBOLS AND SURFACE TEXTURES ARE IN ACCORDANCE WITH BS 8888, UNLESS OTHERWISE STATED. WELD SYMBOLS ARE IN ACCORDANCE WITH BS EN ISO 2553. REMOVE ALL BURRS AND SHARP EDGES.			
DO NOT SCALE IF IN DOUBT ASK			
<b>slingco</b>			
SLINGCO LIMITED GATEWAY BUSINESS PARK, NEW HALL HEY ROAD, RAWTENSTALL, BB4 6JG e-mail: sales@slingco.com http://www.slingco.com		SLINGCO AMERICA, INC 130 CELTIC BLVD, TYRONE, GEORGIA, 30290 e-mail: sales@slingco.com http://www.slingco.com	
COMPONENT MASS	STATE		
N/A	Released		A3
DRAWN	CHECKED	SCALE	
BLC	CH	1:3	
04/December/2018	03/December/2018		
MATERIAL SPECIFICATION			
SURFACE FINISH			
PROJECT No			
PROJECT			
CUSTOMER			
CUSTOMER DRAWING No			
TITLE CROSS ARM FULL FRAME ASSEMBLY			
PART No	REV	SHEET	
ZMI10018	A	1 OF 1	

FORM REF SD276 REV 4